

U20 Men's 400m T20 - RESULTS

Heat Group ID: 12







Heat 1

Start Time: 10:30:00

Area: Track | Game ID: 84

OFFICIAL RESULTS

CORRECTED RESULTS - 14 Dec 2025 15:34

Lane	BIB	Name	NPC	Class	Result	Points	Rank
6	390	GHAFFIRY, ABDULMAJEED	 KSA	T20	51.64	1097	2
5	353	DIANO, JOHN REYL	 PHL	T20	53.20	1055	4
7	310	ASSAN, ASLAN	 KAZ	T20	59.39	770	9
3	154	BADGOTI, MANISH KUMAR	 IND	T20	59.61	756	10
8	400	ADIKARI WATHTHAGE DON, VIRUJA SENILA RATHNAWARDHANA	 SRI	T20	DNS	-	-
4	280	NIAZMAND, JAVAD	 IRN	T20	DQ	-	-

Heat 2

Start Time: 10:30:00

Area: Track | Game ID: 212

OFFICIAL RESULTS

CORRECTED RESULTS - 14 Dec 2025 15:40

Lane	BIB	Name	NPC	Class	Result	Points	Rank
3	302	OKAWACHI, KENTA	 JPN	T20	51.55	1099	1
7	359	SUAREZ, MARK LORENCE	 PHL	T20	52.37	1078	3
8	356	POQUIZ, JOLLY	 PHL	T20	54.44	1014	5
5	221	PARU, ZOFAR EZRA	 INA	T20	55.33	979	6
4	396	LAI KAI LE, JAYLEN	 SGP	T20	57.02	902	7
6	314	ORDABAY, DASTAN	 KAZ	T20	59.25	778	8

Combined Results

Lane	BIB	Athlete	NPC	Class	Result	Points	Rank
3	302	OKAWACHI, KENTA	 JPN	T20	51.55	1099	1
6	390	GHAFFIRY, ABDULMAJEED	 KSA	T20	51.64	1097	2
7	359	SUAREZ, MARK LORENCE	 PHL	T20	52.37	1078	3
5	353	DIANO, JOHN REYL	 PHL	T20	53.20	1055	4
8	356	POQUIZ, JOLLY	 PHL	T20	54.44	1014	5
5	221	PARU, ZOFAR EZRA	 INA	T20	55.33	979	6
4	396	LAI KAI LE, JAYLEN	 SGP	T20	57.02	902	7
6	314	ORDABAY, DASTAN	 KAZ	T20	59.25	778	8
3	154	BADGOTI, MANISH KUMAR	 IND	T20	59.61	756	10
7	310	ASSAN, ASLAN	 KAZ	T20	59.39	770	9
8	400	ADIKARI WATHTHAGE DON, VIRUJA SENILA RATHNAWARDHANA	 SRI	T20	DNS	-	-
4	280	NIAZMAND, JAVAD	 IRN	T20	DQ	-	-